

# Some movable 'Gypsy Jazz' Guitar chord shapes

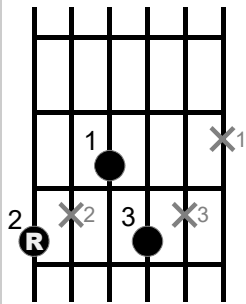
**Don't** use open chord shapes, because you can't damp them properly to get the chunky rhythm sound that is essential in the Manouche style! (Bar chords are OK – but tiring for your thumb)

'Root' notes are indicated by the capital **R**; mostly, these are on the 5<sup>th</sup> or 6<sup>th</sup> strings.

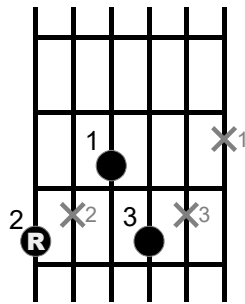
Grey crosses give possible fingers (inc. LH thumb) to damp strings that you don't want to sound.

This is not an exhaustive list, and there are other ways to play (and finger) the chords shown here. Find things that work for you!

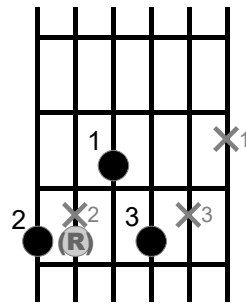
*'the one True Shape!'*



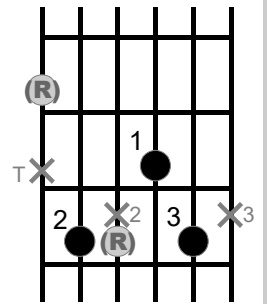
**minor 6<sup>th</sup>**  
(the 5<sup>th</sup> not played)



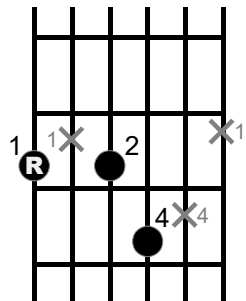
**diminished 7<sup>th</sup>**  
(flattened 5<sup>th</sup> not played)



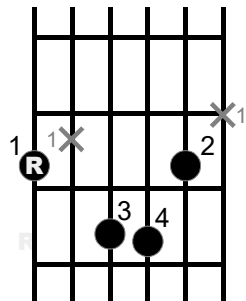
**dominant 7<sup>th</sup>**  
(root on A-string not played)



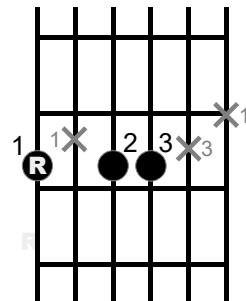
**major 6<sup>th</sup>**  
(root on E-string or D-string not played)



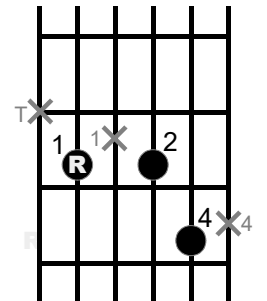
**dominant 7<sup>th</sup>**



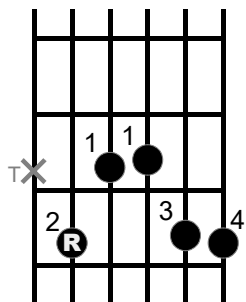
**major 7<sup>th</sup>**



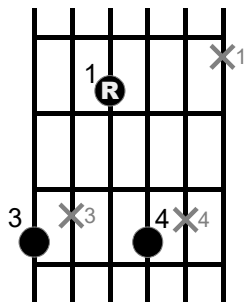
**minor 7<sup>th</sup>**



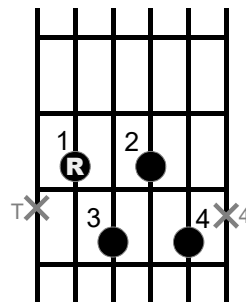
**minor 7<sup>th</sup>**



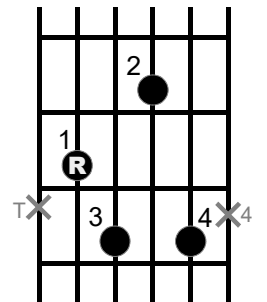
**major 6/9**



**major, with the 3<sup>rd</sup> in the bass**  
(e.g. G/B)



**minor 7b5**  
(*'half diminished'*)



**diminished 7<sup>th</sup>**